

SUMMARY SPECIFICATION

OCCUPANCY


The new building is designed for a minimum occupational density of 1 person per 8 sq m:



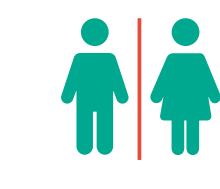
MEANS OF ESCAPE
1 person per 6 sq m



FRESH AIR AND COOLING
1 person per 8 sq m



LIFT PROVISION
1 person per 8 sq m assuming 15% absenteeism for commercial buildings



WC PROVISION
1 person per 8sq m assuming 60% male and 60% female provision with 20% absenteeism

PLANNING GRID




1.5m throughout

FACILITIES

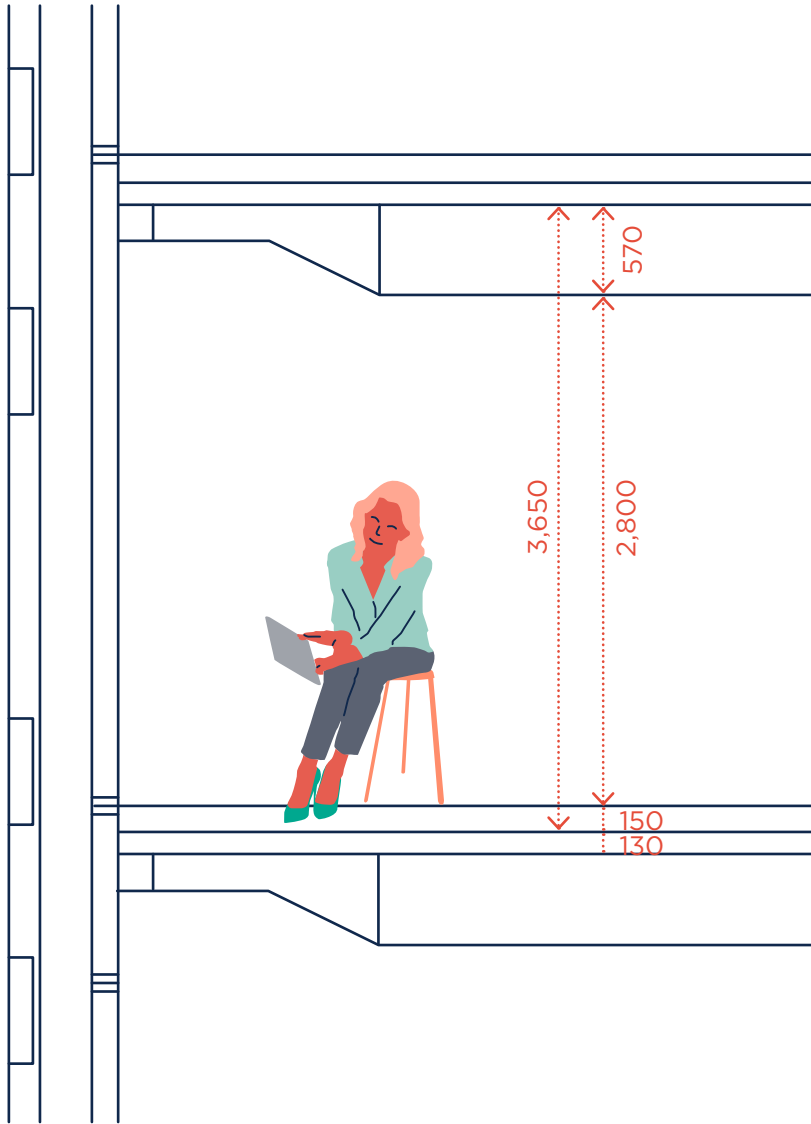



143 cycle spaces and lockers



Showers at lower ground level

TYPICAL FLOOR HEIGHTS





The base building will be designed to target a BREEAM 'Excellent' rating